

VEP-P SERIES

INTERCHANGE > Stucchi VEP profile



TECHNICAL FEATURES AND OPTIONS

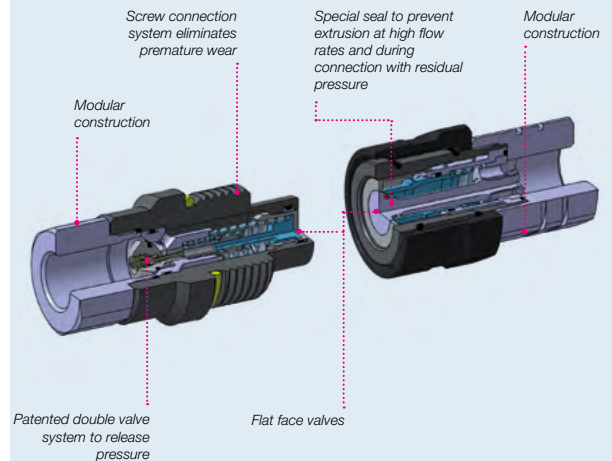
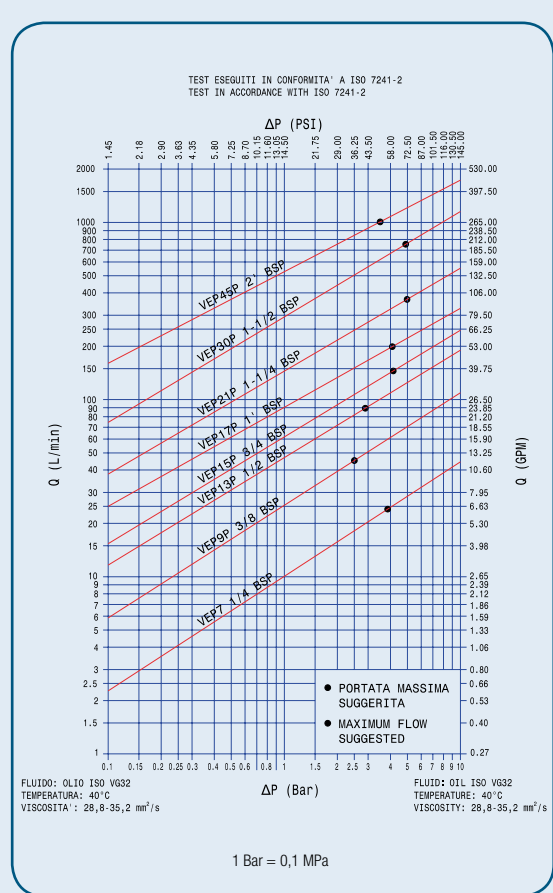
Interchange Stucchi VEP profile	Sealing description Nitrile NBR	Connection system Screw
Available sizes from 1/4" to 2"	Material/treatment Carbon steel /Cr3+QPQ	Available threads BSP - NPT - SAE
Operating pressure Up to 600 bar	Locking mechanism Screw to connect	Flow rate Up to 1000 L/Min
Temperature (°C) -20° / +100°	Valving style Flat face	Connection under pressure Connection: Both side (see Benefits). Disconnection: Allowed (see Benefits).

BENEFITS

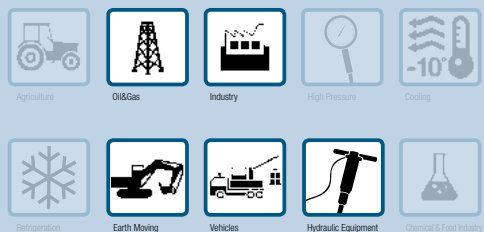
- Easy connection/disconnection with both side under residual pressure thanks to the Stucchi patented design.
- Flat face is easy to clean, reducing the inclusion of contamination inside the hydraulic circuit.
- Specific dimensions of Stucchi VEP-P series are fire tested and Lloyd certified in accordance with API 16D and the EUB Directive #36.
- Minimal fluid spillage during disconnection, reducing fluid spillage to the environment.
- Minimal air inclusion during connection.
- Patented internal valve design creates minimal pressure drop, maintaining circuit efficiency in the system
- Internal pressure release valve system allows an easy connection with high internal residual pressure.
- The modular design allows flexibility with a wide range of configurations.
- High resistance to pressure impulses.
- Safe and simple to use.

HOW TO USE

- Before to connect, clean the mating surface of the couplings to avoid dirt inclusion in the circuit.
- To connect pull forward the connection sleeve of the female coupling.
- Align the female and male coupling holding forward the connection sleeve and thread together turning the sleeve.
- Keep couplers aligned during connection process. Do not push to connect couplings.
- The screwing of the threads should be done by hand without the use of the tools for the first part of the connection.
- The use of tools for the second part of connection can be necessary if there is high residual pressure in the circuit.
- Screw the connecting sleeve of the female until metal surface contact with the male coupling is complete.
- Tighten the sleeve to the base of the male using the tightening torque spec. as indicated in the table below.
- To disconnect turn sleeve from contact position using a wrench, then unscrew making sure the couplings stay aligned through the entire process.



MAIN APPLICATIONS



PERFORMANCES

Size	Series/Size	Max. flow suggested		Connect torque		Disconnect torque		Spillage*
		l/min	GPM	Nm	lbf ft	Nm	lbf ft	
1/4	VEP7	24	6,36	2,8	2,06	1,9	1,40	0,01
3/8	VEP9P	46	12,19	2,2	1,62	1,4	1,03	0,04
1/2	VEP13P	90	23,85	1,8	1,33	1,4	1,03	0,02
5/8	VEP15P**	148	39,22	3,0	2,21	1,8	1,33	0,03
3/4	VEP17P**	200	53,00	5,6	4,13	3,6	2,65	0,01
1	VEP21P**	378	100,17	8,2	6,04	5,8	4,27	0,06
1-1/2	VEP30P**	750	198,75	26,0	19,16	12,5	9,21	0,20
2	VEP45P	1000	265,00	40,0	29,48	40,0	29,48	0,35

Size	Series/Size	Max. operating pressure						Burst pressure					
		Coupled		Male		Female		Coupled		Male		Female	
Inch		MPa	psi	MPa	psi	MPa	psi	MPa	psi	MPa	psi	MPa	psi
1/4	VEP7	60	8700	60	8700	42	6090	150	21750	150	21750	126	18270
3/8	VEP9P	55	7975	55	7975	33	4785	140	20300	140	20300	100	14500
1/2	VEP13P	55	7975	55	7975	33	4785	140	20300	140	20300	100	14500
5/8	VEP15P**	55	7975	55	7975	33	4785	140	20300	140	20300	100	14500
3/4	VEP17P**	50	7250	50	7250	33	4785	125	18125	125	18125	100	14500
1	VEP21P**	47	6815	47	6815	30	4350	120	17400	120	17400	80	11600
1-1/2	VEP30P**	40	5800	40	5800	27	3915	110	15950	110	15950	80	11600
2	VEP45P	35	5075	35	5075	27	3915	110	15950	110	15950	80	11600

Size	Series/Size	Tightening torque		Max. residual pressure during connection						Max. residual pressure during disconnection	
				Male, female to drain		Female, male to drain		Male and Female			
Inch		Nm	lbf ft	MPa	psi	MPa	psi	MPa	psi	MPa	psi
1/4	VEP7	40-50	29-37	30	4350	30	4350	25	3625	25	3625
3/8	VEP9P	50-60	37-44	25	3625	25	3625	25	3625	25	3625
1/2	VEP13P	65-75	48-55	25	3625	25	3625	20	2900	20	2900
5/8	VEP15P**	70-80	52-59	25	3625	25	3625	20	2900	20	2900
3/4	VEP17P**	90-110	66-81	25	3625	25	3625	15	2175	15	2175
1	VEP21P**	125-145	92-107	25	3625	25	3625	15	2175	15	2175
1-1/2	VEP30P**	155-175	114-129	25	3625	25	3625	5	725	5	725
2	VEP45P	320-350	236-258	25	3625	20	2900	2	290	2	290

* Spillage is an indicative value of the fluid loss during disconnection (according to ISO 7241-2 test method)

The torque will increase as internal residual pressure increases.

** Specific dimensions of Stucchi VEP-P series are fire tested and Lloyd certified in accordance with API 16D and the EUB Directive #36.

For complete technical information please contact technical Stucchi support.

Note:

VEP7 has metal to metal sealing system in the internal valve of male and in the valve of female coupling. Different male thread are available upon request.

VEP45P is available with flange port and flange head connection configuration (code 62) upon request. For complete technical information please contact Stucchi Technical Support.

Temperature range:

Standard seals NBR, PUR, POM from -20 °C to +100 °C (from -4 °F to +212 °F). Please read carefully "instruction and warning" for proper selection of the products.

Tests performed:

The couplings have been tested at max. operating pressure for 100.000 impulses in according to ISO 7241-2.

The VEP45P coupled and male have been tested for 1.000.000 impulses.

⚠ WARNING

A defect, a wrong choice or an improper use of products, can cause injury to persons, animals and objects. Connect under pressure products are suitable to be connected under residual (static) pressure.

Never connect or disconnect with dynamic pressure (e.g. pump on).

Do not use the female coupling disconnected with high impulse pressure.

Do not couple-uncouple with flow in the circuit.

Do not couple-uncouple when the temperature inside of the circuit is higher than 80 °C (176 °F).

Check the maximum allowable working pressure of the port in use.

It is important to limit contamination in the circuit to avoid compromising the function of the internal valves.

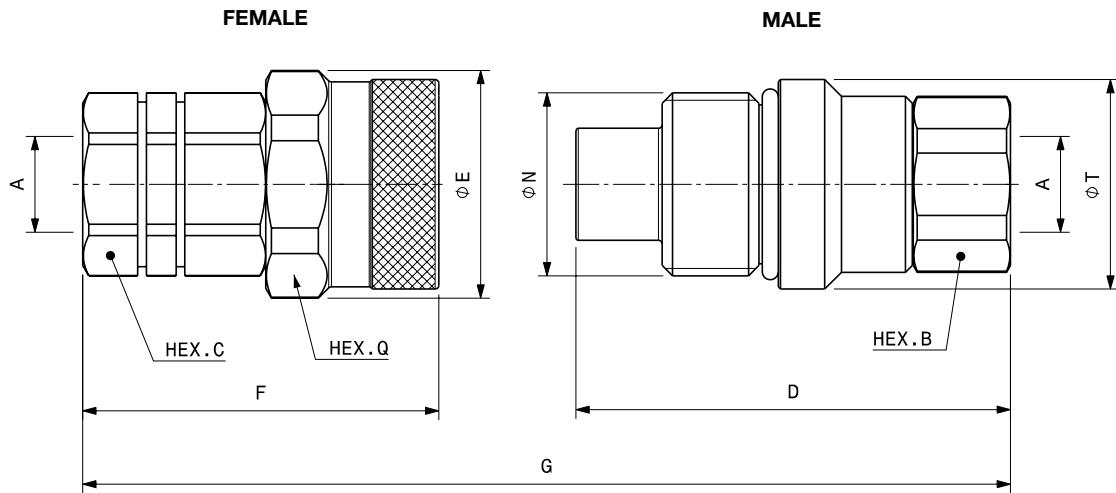
Make sure that the medium used is compatible with seal and material as indicated for each series.

In case of doubt please contact Stucchi Technical Support.

The interchangeability is mentioned under the assumption that the manufacturer of the considered products has not changed any dimension.

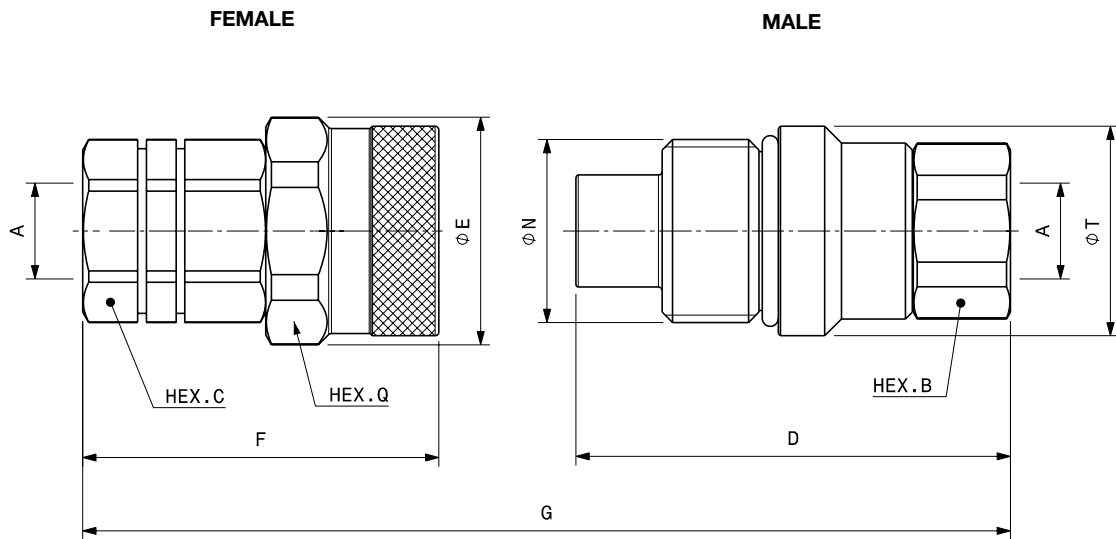
It is MANDATORY to read and closely follow the instructions. Last updated version always apply at time of installation, see latest written Instructions on Stucchi website (www.stucchi.it) before selecting or using Stucchi products.

OVERALL DIMENSIONS



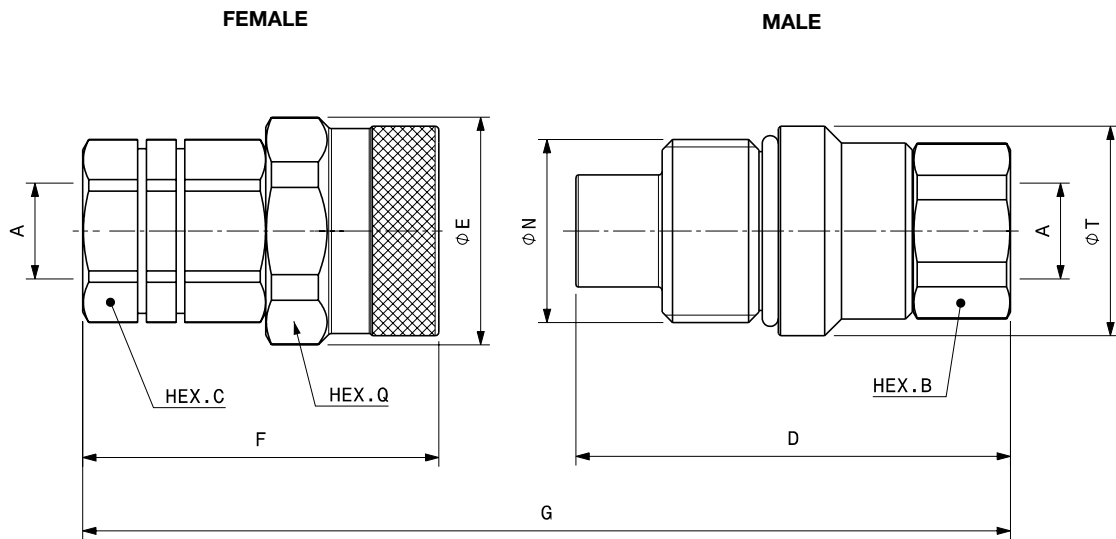
Port description: FEMALE THREAD BSPP (ISO 1179-1)

BODY SIZE	Descriptive Code	Item Code	PORT (A)	N	Overall Length	Length		Hex		Hex		Diameter		Weight							
						mm	inch	mm	inch	mm	inch	mm	inch	mm	inch	Kg	Lbs				
1/4"	F VEP7 1/4 BSP	Female 806500008	1/4"	M30x2	G	113,3	4,46	F	54,1	2,13	C	27,0	1,06	Q	36,0	1,42	E	38,8	1,53	0,25	0,55
	M VEP7 1/4 BSP	Male 806500009						D	71,0	2,80	B	22,0	0,87	T	34,8	1,37	0,23	0,51			
3/8"	F VEP9P 3/8 BSP	Female 807200002	3/8"	M33x2	G	131,3	5,17	F	65,8	2,59	C	30,0	1,18	Q	38,0	1,50	E	41,8	1,65	0,33	0,73
	M VEP9P 3/8 BSP	Male 807200003						D	82,5	3,25	B	27,0	1,06	T	37,8	1,49	0,33	0,72			
3/8"	F VEP9P 1/2 BSP	Female 807200004	1/2"	M33x2	G	138,8	5,46	F	70,8	2,79	C	30,0	1,18	Q	38,0	1,50	E	41,8	1,65	0,34	0,75
	M VEP9P 1/2 BSP	Male 807200005						D	85,0	3,35	B	27,0	1,06	T	37,8	1,49	0,32	0,71			
1/2"	F VEP13P 1/2 BSP	Female 807200006	1/2"	M40x3	G	154,6	6,09	F	77,8	3,06	C	36,0	1,42	Q	46,0	1,81	E	49,8	1,96	0,62	1,36
	M VEP13P 1/2 BSP	Male 807200007						D	95,0	3,74	B	36,0	1,42	T	45,8	1,80	0,60	1,32			
1/2"	F VEP13P 3/4 BSP	Female 807200008	3/4"	M40x3	G	164,0	6,46	F	84,8	3,34	C	36,0	1,42	Q	46,0	1,81	E	49,8	1,96	0,59	1,30
	M VEP13P 3/4 BSP	Male 807200009						D	97,4	3,83	B	36,0	1,42	T	45,8	1,80	0,58	1,28			
5/8"	F VEP15P 3/4 BSP	Female 807200010	3/4"	M45x3	G	165,4	6,51	F	84,9	3,34	C	41,0	1,61	Q	50,0	1,97	E	53,8	2,12	0,76	1,68
	M VEP15P 3/4 BSP	Male 807200011						D	99,0	3,90	B	36,0	1,42	T	49,8	1,96	0,67	1,48			
3/4"	F VEP17P 3/4 BSP	Female 807200024	3/4"	M50x3	G	188,5	7,42	F	97,7	3,85	C	46,0	1,81	Q	55,0	2,17	E	58,8	2,31	1,16	0,05
	M VEP17P 3/4 BSP	Male 807200025						D	113,6	4,47	B	46,0	1,81	T	54,8	2,16	1,13	0,04			
3/4"	F VEP17P 1" BSP	Female 807200012	1"	M50x3	G	190,5	7,50	F	99,7	3,93	C	46,0	1,81	Q	55,0	2,17	E	58,8	2,31	1,12	2,46
	M VEP17P 1" BSP	Male 807200013						D	113,6	4,47	B	46,0	1,81	T	54,8	2,16	1,02	2,24			
1"	F VEP21P 1" BSP	Female 807200020	1"	M58x3	G	205,2	8,08	F	105,8	4,17	C	55,0	2,17	Q	65,0	2,56	E	69,8	2,75	1,78	3,92
	M VEP21P 1" BSP	Male 807200021						D	123,4	4,86	B	55,0	2,17	T	64,5	2,54	1,54	3,40			
1"	F VEP21P 1-1/4 BSP	Female 807200014	1-1/4"	M58x3	G	206,2	8,12	F	106,8	4,20	C	55,0	2,17	Q	65,0	2,56	E	69,8	2,75	1,69	3,71
	M VEP21P 1-1/4 BSP	Male 807200015						D	123,4	4,86	B	55,0	2,17	T	64,5	2,54	1,44	3,17			
1-1/2"	F VEP30P 1-1/4 BSP	Female 807200022	1-1/4"	M80x4	G	253,9	10,00	F	133,5	5,26	C	65,0	2,56	Q	85,0	3,35	E	92,0	3,62	3,88	8,55
	M VEP30P 1-1/4 BSP	Male 807200023						D	150,0	5,91	B	65,0	2,56	T	89,8	3,54	3,25	7,15			
1-1/2"	F VEP30P 1-1/2 BSP	Female 807200016	1-1/2"	M80x4	G	253,9	10,00	F	133,5	5,26	C	65,0	2,56	Q	85,0	3,35	E	92,0	3,62	3,81	8,40
	M VEP30P 1-1/2 BSP	Male 807200017						D	150,0	5,91	B	65,0	2,56	T	89,8	3,54	3,20	7,05			
2"	F VEP45P 2" BSP	Female 807200018	2"	M130x6	G	383,5	15,10	F	224,8	8,85	C	90,0	3,54	Q	-	-	E	200,0	7,87	14,68	32,36
	M VEP45P 2" BSP	Male 807200019						D	218,4	8,60	B	90,0	3,54	T	145,0	5,71	11,89	26,20			



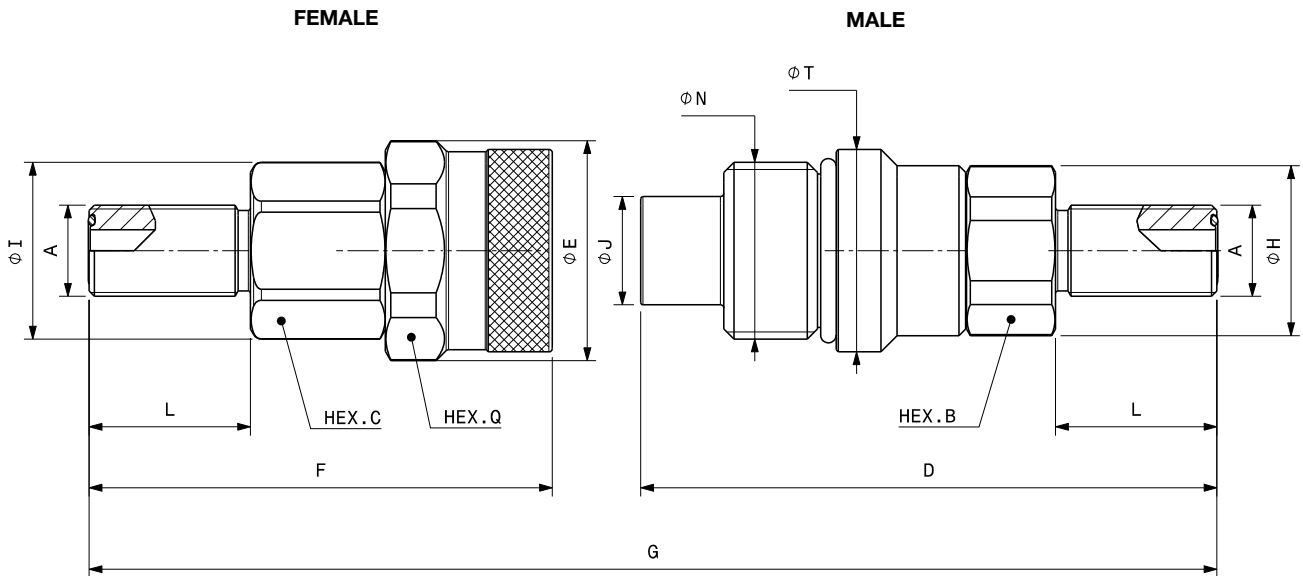
Port description: FEMALE THREAD NPT (ANSI B.1.20.1)

BODY SIZE	Descriptive Code	Item Code	PORT (A)	N	Overall Length	Length		Hex		Hex		Diameter		Weight							
						mm	inch	mm	inch	mm	inch	mm	inch	mm	inch	Kg	Lbs				
1/4"	F VEP7 1/4 NPT	Female 806501008	1/4"	M30x2	G	113,3	4,46	F	54,1	2,13	C	27,0	1,06	Q	36,0	1,42	E	38,8	1,53	0,25	0,55
	M VEP7 1/4 NPT	Male 806501009						D	71,0	2,80	B	22,0	0,87	T	34,8	1,37	0,24	0,52			
3/8"	F VEP9P 3/8 NPT	Female 807201002	3/8"	M33x2	G	131,3	5,17	F	65,8	2,59	C	30,0	1,18	Q	38,0	1,50	E	41,8	1,65	0,34	0,74
	M VEP9P 3/8 NPT	Male 807201003						D	82,5	3,25	B	27,0	1,06	T	37,8	1,49	0,33	0,72			
3/8"	F VEP9P 1/2 NPT	Female 807201004	1/2"	M33x2	G	138,8	5,46	F	70,8	2,79	C	30,0	1,18	Q	38,0	1,50	E	41,8	1,65	0,35	0,76
	M VEP9P 1/2 NPT	Male 807201005						D	85,0	3,35	B	27,0	1,06	T	37,8	1,49	0,32	0,71			
1/2"	F VEP13P 1/2 NPT	Female 807201006	1/2"	M40x3	G	154,6	6,09	F	77,8	3,06	C	36,0	1,42	Q	46,0	1,81	E	49,8	1,96	0,64	1,40
	M VEP13P 1/2 NPT	Male 807201007						D	95,0	3,74	B	36,0	1,42	T	45,8	1,80	0,61	1,33			
5/8"	F VEP15P 3/4 NPT	Female 807201010	3/4"	M45x3	G	165,4	6,51	F	84,9	3,34	C	41,0	1,61	Q	50,0	1,97	E	53,8	2,12	0,77	1,69
	M VEP15P 3/4 NPT	Male 807201011						D	99,0	3,90	B	36,0	1,42	T	49,8	1,96	0,69	1,52			
3/4"	F VEP17P 1" NPT	Female 807201012	1"	M50x3	G	190,5	7,50	F	99,7	3,93	C	46,0	1,81	Q	55,0	2,17	E	58,8	2,31	1,12	2,46
	M VEP17P 1" NPT	Male 807201013						D	113,6	4,47	B	46,0	1,81	T	54,8	2,16	1,03	2,26			
1"	F VEP21P 1-1/4 NPT	Female 807201014	1-1/4"	M58x3	G	206,2	8,12	F	106,8	4,20	C	55,0	2,17	Q	65,0	2,56	E	69,8	2,75	1,70	3,75
	M VEP21P 1-1/4 NPT	Male 807201015						D	123,4	4,86	B	55,0	2,17	T	64,5	2,54	1,47	3,23			
1 1/2"	F VEP30P 1-1/2 NPT	Female 807201016	1-1/2"	M80x4	G	253,9	10,00	F	133,5	5,26	C	65,0	2,56	Q	85,0	3,35	E	92,0	3,62	3,84	8,47
	M VEP30P 1-1/2 NPT	Male 807201017						D	150,0	5,91	B	65,0	2,56	T	89,8	3,54	3,18	7,01			
2"	F VEP45P 2" NPT	Female 807201018	2"	M130x6	G	383,5	15,10	F	224,8	8,85	C	90,0	3,54	Q	-	-	E	200,0	7,87	14,76	32,54
	M VEP45P 2" NPT	Male 807201019						D	218,4	8,60	B	90,0	3,54	T	145,0	5,71	11,67	25,73			



Port description: FEMALE THREAD SAE (ISO11926-1 & SAE J1926-1)

BODY SIZE	Descriptive Code	Item Code	PORT (A)	N	G	Overall Length		Length		Hex		Hex		Diameter		Weight					
						mm	inch	mm	inch	mm	inch	mm	inch	mm	inch	Kg	Lbs				
1/4"	F VEP7 3/8 SAE	Female 806504008	9/16-18UNF	M30x2	G	118,1	4,65	F	57,1	2,25	C	27,0	1,06	Q	36,0	1,42	E	38,8	1,53	0,25	0,55
	M VEP7 3/8 SAE	Male 806504009						D	72,8	2,87	B	22,0	0,87				T	34,8	1,37	0,23	0,51
3/8"	F VEP9P 1/2 SAE	Female 807204002	3/4-16UNF	M33x2	G	140,8	5,54	F	70,8	2,79	C	30,0	1,18	Q	38,0	1,50	E	41,8	1,65	0,35	0,76
	M VEP9P 1/2 SAE	Male 807204003						D	87,0	3,43	B	27,0	1,06				T	37,8	1,49	0,33	0,73
1/2"	F VEP13P 3/4 SAE	Female 807204008	1-1/16-12UNF	M40x3	G	167,0	6,57	F	84,8	3,34	C	36,0	1,42	Q	46,0	1,81	E	49,8	1,96	0,58	1,28
	M VEP13P 3/4 SAE	Male 807204009						D	100,4	3,95	B	36,0	1,42				T	45,8	1,80	0,59	1,29
5/8"	F VEP15P 3/4 SAE	Female 807204010	1-1/16-12UNF	M45x3	G	168,4	6,63	F	84,9	3,34	C	41,0	1,61	Q	50,0	1,97	E	53,8	2,12	0,59	1,29
	M VEP15P 3/4 SAE	Male 807204011						D	102,0	4,02	B	36,0	1,42				T	49,8	1,96	0,68	1,49
3/4"	F VEP17P 3/4 SAE	Female 807204022	1-1/16-12UNF	M50x3	G	192,5	7,58	F	99,7	3,93	C	46,0	1,81	Q	55,0	2,17	E	58,8	2,31	-	-
	M VEP17P 3/4 SAE	Male 807204023						D	115,6	4,55	B	46,0	1,81				T	54,8	2,16	1,14	2,51
3/4"	F VEP17P 1" SAE	Female 807204012	1-5/16-12UNF	M50x3	G	190,5	7,50	F	99,7	3,93	C	46,0	1,81	Q	55,0	2,17	E	58,8	2,31	1,12	2,46
	M VEP17P 1" SAE	Male 807204013						D	113,6	4,47	B	46,0	1,81				T	54,8	2,16	1,01	2,23
1"	F VEP21P 1" SAE	Female 807204024	1-5/16-12UNF	M58x3	G	207,2	8,16	F	105,8	4,17	C	55,0	2,17	Q	65,0	2,56	E	69,8	2,75	-	-
	M VEP21P 1" SAE	Male 807204025						D	125,4	4,94	B	55,0	2,17				T	64,5	2,54	-	-
1"	F VEP21P 1-1/4 SAE	Female 807204014	1-5/8-12UNF	M58x3	G	206,2	8,12	F	106,8	4,20	C	55,0	2,17	Q	65,0	2,56	E	69,8	2,75	1,68	3,70
	M VEP21P 1-1/4 SAE	Male 807204015						D	123,4	4,86	B	55,0	2,17				T	64,5	2,54	1,46	3,22
1-1/2"	F VEP30P 1-1/4 SAE	Female 807204026	1-5/8-12UNF	M80x4	G	253,9	10,00	F	133,5	5,26	C	65,0	2,56	Q	85,0	3,35	E	92,0	3,62	-	-
	M VEP30P 1-1/4 SAE	Male 807204027						D	150,0	5,91	B	65,0	2,56				T	89,8	3,54	-	-
1-1/2"	F VEP30P 1-1/2 SAE	Female 807204016	1-7/8-12UNF	M80x4	G	253,9	10,00	F	133,5	5,26	C	65,0	2,56	Q	85,0	3,35	E	92,0	3,62	3,82	8,41
	M VEP30P 1-1/2 SAE	Male 807204017						D	150,0	5,91	B	65,0	2,56				T	89,8	3,54	3,16	6,96
2"	F VEP45P 2" SAE	Female 807204018	2-1/2-12UNF	M130x6	G	383,5	15,10	F	224,8	8,85	C	90,0	3,54	Q	-	-	E	200,0	7,87	14,60	32,19
	M VEP45P 2" SAE	Male 807204019						D	218,4	8,60	B	90,0	3,54				T	145,0	5,71	12,18	25,85



Port description: MALE THREAD ORFS/ORFS BULKHEAD (SAE J1453 or ISO 8434-3)

BODY SIZE	Descriptive Code:	Item Code	PORT (A)	N	G	Overall Length		Length		L Port length		Hex		Hex		Diameter		Weight						
						mm	inch	mm	inch	mm	inch	mm	inch	mm	inch	mm	inch	Kg	Lbs					
3/8"	F VEP9P 3/8 ORFS	Female	807213002	11/16-16UN	M33x2	G	149,8	5,90	F	73,1	2,88	11	0,433	C	30,0	1,18	Q	38,0	1,50	E	41,8	1,65	0,35	0,77
	M VEP9P 3/8 ORFS	Male	807213003						D	93,7	3,69			B	27,0	1,06			T	37,8	1,49	0,36	0,79	
3/8"	F VEP9P 3/8 ORFS BH	Female	807213016	11/16-16UN	M33x2	G	195,8	7,71	F	96,1	3,78	34	1,339	C	30,0	1,18	Q	38,0	1,50	E	41,8	1,65	0,38	0,84
	M VEP9P 3/8 ORFS BH	Male	807213017						D	116,7	4,59			B	27,0	1,06			T	37,8	1,49	0,39	0,86	
1/2"	F VEP13P 1/2 ORFS	Female	807213004	13/16-16UN	M40x3	G	170,0	6,69	F	81,3	3,20	13	0,512	C	36,0	1,42	Q	46,0	1,81	E	49,8	1,96	0,64	1,41
	M VEP13P 1/2 ORFS	Male	807213005						D	106,9	4,21			B	36,0	1,42			T	45,8	1,80	0,65	1,43	
1/2"	F VEP13P 1/2 ORFS BH	Female	807213018	13/16-16UN	M40x3	G	217,0	8,54	F	104,8	4,13	36,5	1,437	C	36,0	1,42	Q	46,0	1,81	E	49,8	1,96	0,61	1,34
	M VEP13P 1/2 ORFS BH	Male	807213019						D	130,4	5,13			B	36,0	1,42			T	45,8	1,80	0,66	1,45	
5/8"	F VEP15P 3/4 ORFS	Female	807213006	1-3/16-12UN	M45x3	G	180,9	7,12	F	88,0	3,46	17	0,669	C	41,0	1,61	Q	50,0	1,97	E	53,8	2,12	0,73	1,61
	M VEP15P 3/4 ORFS	Male	807213007						D	111,4	4,39			B	36,0	1,42			T	49,8	1,96	0,74	1,63	
5/8"	F VEP15P 3/4 ORFS BH	Female	807213020	1-3/16-12UN	M45x3	G	229,9	9,05	F	112,5	4,43	41,5	1,634	C	41,0	1,61	Q	50,0	1,97	E	53,8	2,12	0,82	1,80
	M VEP15P 3/4 ORFS BH	Male	807213021						D	135,9	5,35			B	36,0	1,42			T	49,8	1,96	0,78	1,72	
3/4"	F VEP17P 1" ORFS	Female	807213008	1-7/16-12UN	M50x3	G	211,3	8,32	F	108,7	4,28	17,5	0,689	C	46,0	1,81	Q	55,0	2,17	E	58,8	2,31	1,19	2,62
	M VEP17P 1" ORFS	Male	807213009						D	125,4	4,94			B	46,0	1,81			T	54,8	2,16	1,11	2,44	
3/4"	F VEP17P 1" ORFS BH	Female	807213022	1-7/16-12UN	M50x3	G	260,5	10,26	F	133,4	5,25	42	1,654	C	46,0	1,81	Q	55,0	2,17	E	58,8	2,31	1,32	2,90
	M VEP17P 1" ORFS BH	Male	807213023						D	149,9	5,90			B	46,0	1,81			T	54,8	2,16	1,21	2,66	
1-1/2"	F VEP21P 1-1/4 ORFS	Female	807213010	1-11/16-12UN	M58x3	G	215,5	8,48	F	110,3	4,34	17,5	0,689	C	55,0	2,17	Q	65,0	2,56	E	69,8	2,75	1,73	3,81
	M VEP21P 1-1/4 ORFS	Male	807213011						D	129,2	5,09			B	55,0	2,17			T	64,5	2,54	1,51	3,32	
1-1/2"	F VEP21P 1-1/4 ORFS BH	Female	807213024	1-11/16-12UN	M58x3	G	264,5	10,41	F	134,8	5,31	42	1,654	C	55,0	2,17	Q	65,0	2,56	E	69,8	2,75	1,85	4,07
	M VEP21P 1-1/4 ORFS BH	Male	807213025						D	153,7	6,05			B	55,0	2,17			T	64,5	2,54	1,67	3,67	

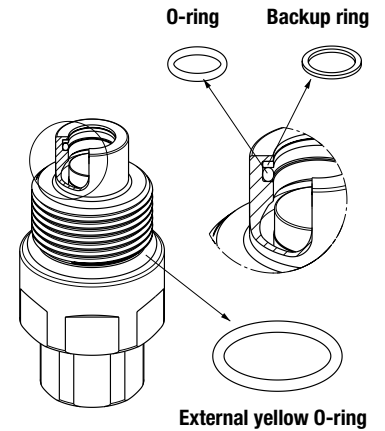


SPARE KIT SEAL FOR MALE

Repair kit / OR+BK+EXTERNAL OR		
Body Size	Description	Part Number
1/4"	M VEP7	815700735
3/8"	M VEP9P	815700736
1/2"	M VEP13P	815700737
5/8"	M VEP15P	815700738
3/4"	M VEP17P	815700739
1"	M VEP21P	815700740
1-1/2"	M VEP30P*	815700741
2"	M VEP45P	815700728

* OR + O-Ring holder

O-Ring in Nitrile
BackUp in Teflon®

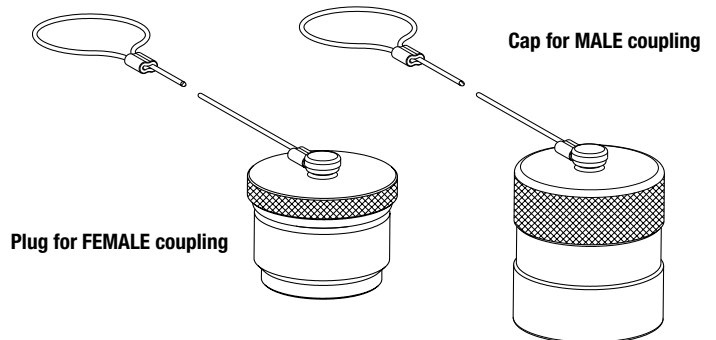


PROTECTIVE CAPS FOR VEP-P SERIES

Protective caps are always recommended to protect the couplings from damage, dirt inclusion, and will increase the product life. This is particularly important in mobile applications where exposure to weather and aggregate materials are common.

For VEP-P two solutions are available:

- threaded aluminum cap with lanyard (standard colors: natural aluminum, other colors available upon request)
- threaded plastic cap with lanyard (standard color black).



Body Size/Description	Protective Cap		Material/Color
	Part Number	Part Number	
	Plug for Female	Cap for Male	
1/4" VEP7	815305070	815305071	Aluminum/Natural
3/8" VEP9	815305072	815305073	Aluminum/Natural
1/2" VEP13	815305074	815305075	Aluminum/Natural
5/8" VEP15	815305076	815305077	Aluminum/Natural
3/4" VEP17	815305078	815305079	Aluminum/Natural
1" VEP21	815305080	815305081	Aluminum/Natural
1-1/2" VEP30	815305082	815305083	Aluminum/Natural
2" VEP45	815305042	815305043	Aluminum/Natural

Body Size/Description	Protective Cap		Material/Color
	Part Number	Part Number	
	Plug for Female	Cap for Male	
1/2" VEP13	815303128	815303129	Plastic/Black
5/8" VEP15	815303130	815303131	Plastic/Black
3/4" VEP17	815303132	815303133	Plastic/Black
1" VEP21	815303134	815303135	Plastic/Black
1-1/2" VEP30	815303136	815303137	Plastic/Black