



FT 221/1

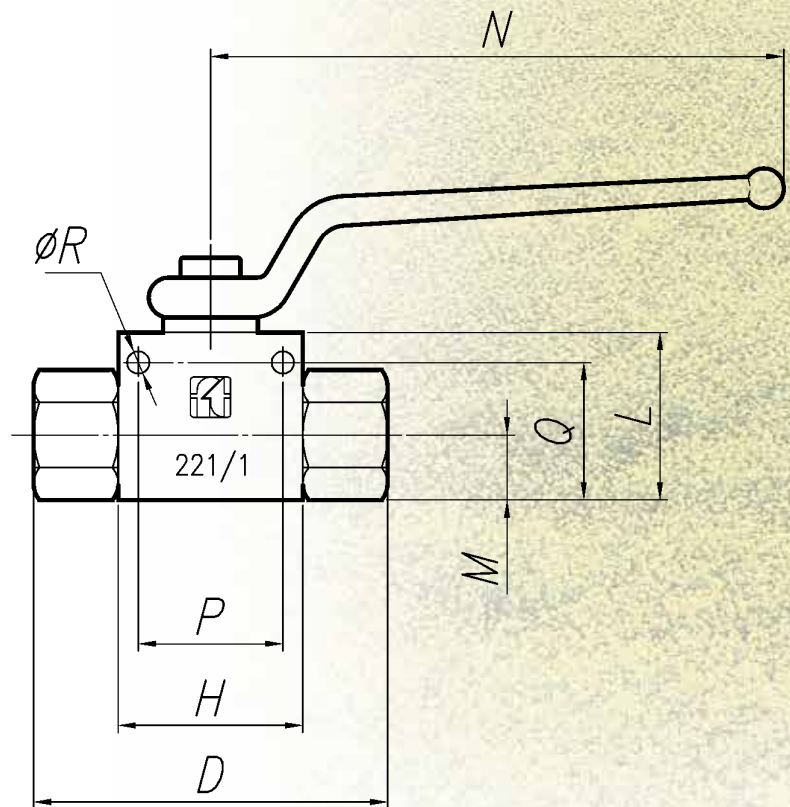



MATERIALS

| | |
|--------------|---------------------|
| BODY | CARBON STEEL |
| CONTROL STEM | CHROME-PLATED STEEL |
| BALL | CHROME-PLATED STEEL |
| STEM SEAL | NITRILE |
| BALL SEAL | PTFE |

EXAMPLE FOR ORDERING

| CODE | TYPE |
|----------------|------|
| STEEL FT 221/1 | 34 |





HIGH PRESSURE TWO-WAY BALL VALVES

Used to obtain a quick flow shut-off, avoiding noticeable pressure drop, the FT 221/1 ball valves are designed to obtain perfect sealing, easy and quick operation under high pressure conditions.

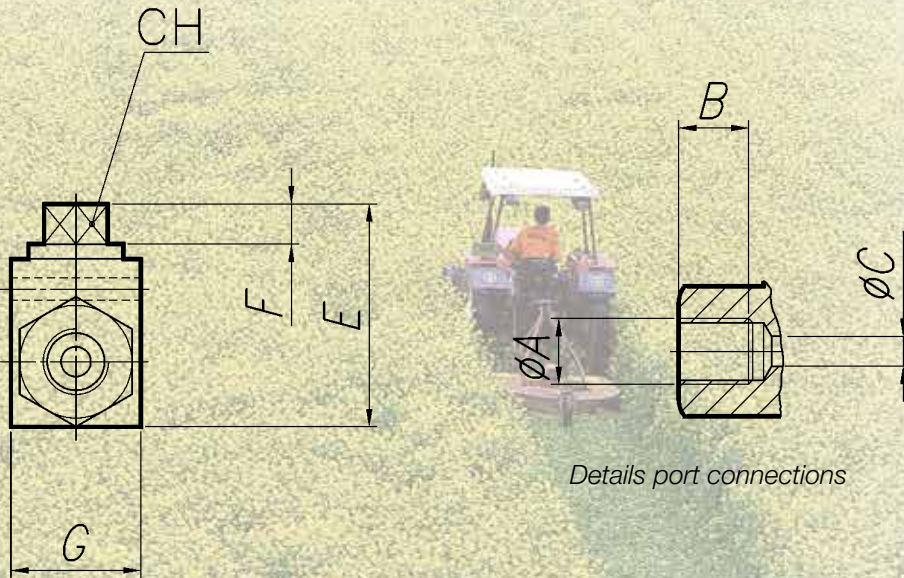
Working pressure up to 500 bar and with every kind of fluids, such as: hydraulic oil, fuel, emulsions and liquids in general.

On request

- Version in AISI 316 FT 2221\1
- Viton seal



FT 221/1



Details port connections

DIMENSIONS

| TYPE | DN | PN (BAR) | ØA | B | ØC | D | E | F | G | H | L | M | N | CH | WEIGHT KG | FIXING HOLES ON REQUEST | | |
|------|----|-------------|----------|----|----|-----|------|----|-----|-----|------|------|-----|----|--------------|----------------------------|------|-----|
| | | | | | | | | | | | | | | | | P | Q | ØR |
| 18 | 4 | 500 | 1/8" G | 14 | 5 | 71 | 44,5 | 8 | 26 | 37 | 33,5 | 13 | 115 | 9 | 0,300 | 29 | 27,5 | 4,5 |
| 14 | 6 | 500 | 1/4" G | 14 | 6 | 71 | 44,5 | 8 | 26 | 37 | 33,5 | 13 | 115 | 9 | 0,374 | 29 | 27,5 | 4,5 |
| 38 | 10 | 500 | 3/8" G | 14 | 10 | 72 | 50 | 8 | 33 | 43 | 39 | 16,5 | 115 | 9 | 0,559 | 35 | 35 | 5,5 |
| 12 | 13 | 500 | 1/2" G | 16 | 13 | 85 | 51 | 8 | 35 | 48 | 40 | 17 | 115 | 9 | 0,655 | 39 | 35,5 | 6,5 |
| 34 | 20 | 320 | 3/4" G | 18 | 20 | 97 | 71,5 | 11 | 50 | 63 | 57 | 24 | 160 | 14 | 1,564 | 50 | 49,5 | 6,5 |
| 100 | 25 | 320 | 1" G | 20 | 24 | 113 | 76 | 11 | 60 | 67 | 60 | 26,5 | 160 | 14 | 2,082 | 54 | 54 | 6,5 |
| 114 | 32 | 320 | 1 1/4" G | 22 | 32 | 110 | 106 | 20 | 78 | 80 | 85 | 35 | 200 | 17 | 2,107 | BOREST FIX NOT SUPPLIED | | |
| 112 | 38 | 320 | 1 1/2" G | 24 | 38 | 130 | | 15 | 83 | 85 | 92 | 41,5 | 200 | 17 | 3,698 | BOREST FIX NOT SUPPLIED | | |
| 200 | 48 | 320 | 2" G | 28 | 48 | 140 | 132 | 20 | 100 | 100 | 111 | 50 | 200 | 19 | 6,070 | BOREST FIX NOT SUPPLIED | | |