

SR & Intelligent Digital (CAN) sensors and accessories for use with HPM Series

Up to

- 750 lpm, 200 US gpm flow measurement
- 1000 bar, 14500 psi pressure measurement

Wide range of cables and accessories

All Intelligent Digital (ID) sensors use the CAN protocol and feature a LED to enable easy identification. The SR sensors also have identification built in so the handsets can recognise the type and size of sensor being used.

There is a wide range of cables and connectors to suit all applications. The ID sensors are connected in-line with one another, by way of a Y cable, often resulting in shorter cable lengths.

The CT and CTR series of turbine flow meters, provide a complete solution to the flow measurement of hydraulic systems on test stands, machine tools and other fixed or mobile applications. The flow meter can be installed anywhere in the hydraulic circuit for production testing, commissioning, development testing and control systems. The compact design allows the flow meters to be installed where space is limited.

The integral loading valve built into the CTR series provides smooth progressive pressure control in both flow directions allowing components such as cylinders or motors to be tested without re-plumbing the test connections.

The pressure sensors are available in six different ranges up to 1000 bar and all measure temperature as well. The whole unit is housed in a stainless steel body, sealed to IP67.

600 bar ID pressure transducer

ID connection cable

ID Y cable

ID termination resistor

**Intelligent
DIGITAL**

Manufacturers of hydraulic components and test equipment for mobile, industrial and agricultural machinery



Nuffield Road,
St. Ives, Cambs.,
PE27 3LZ, UK

Tel: +44(0)1480 397400

Fax: +44(0)1480 466555

www.webtec.co.uk

E-mail: sales@webtec.co.uk

Features

Flowmeters

- **FLOW:** - 1 -750 lpm
0.25 - 200 US gpm
- **PRESSURE:** Upto
480 bar, 7000 psi
- **PORTING:** BSPP or SAE
BI directional operation

Flowmeters with Loading Valve

- **FLOW:** - 1 -750 lpm
0.25 - 200 US gpm
- **PRESSURE:** Upto
480 bar, 7000 psi
- **PORTING:** BSPP or SAE
- **BI DIRECTIONAL**
operation 'INTERPASS™'
safety system, bypasses
oil internally in the event
of valve being over
pressurised

Pressure transducers

- **PRESSURE:** -1 to 1000
bar (-14.5 to 14500 psi)
- **TEMPERATURE:** -25 to
105 °C (-13 - 221 °F)

Accessories

- **CABLES:** 0.5 to 20 meter
long

BFPA The British Fluid Power Association



Certificate No.8242

HPMACC-BU-ENG-2699.pdf 01/13
(Issue 9)

Flowmeters

Specifications

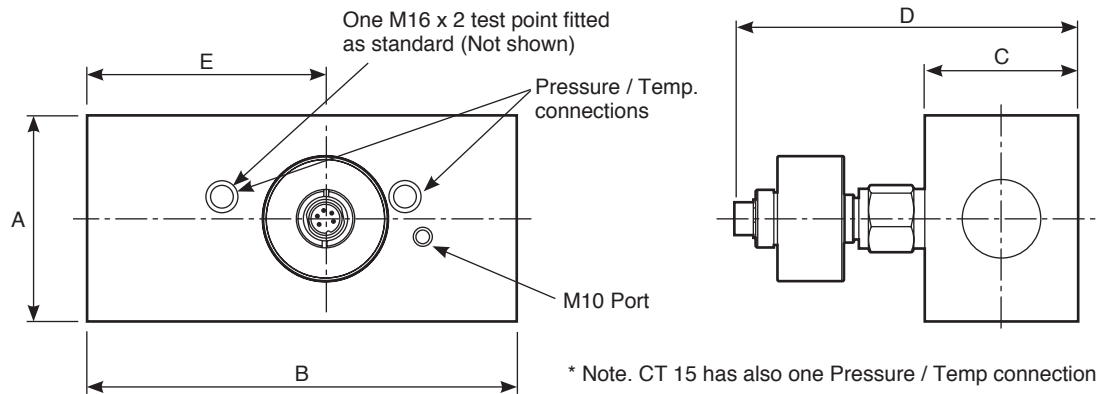
Model Number	Main ports	Top ports*	Flow range	Max. pressure
CT15-***-B-B-6	1/2" BSPP	1/4" BSPP	1 - 15 lpm	420 bar
CT15-***-S-S-6	3/4" -16UN #8 SAE ORB	7/16" -20UN #4 SAE ORB	0.25 - 4 US gpm	6000 psi
CT60-***-B-B-6	3/4" BSPP	1/4" BSPP	3 - 60 lpm	420 bar
CT60-***-S-S-6	1-1/16" -12UN #12 SAE ORB	7/16" -20UN #4 SAE ORB	0.8 - 16 US gpm	6000 psi
CT150-***-B-B-6	3/4" BSPP	1/4" BSPP	5 - 150 lpm	420 bar
CT150-***-S-S-6	1-1/16" -12UN #12 SAE ORB	7/16" -20UN #4 SAE ORB	1.3 - 40 US gpm	6000 psi
CT300-***-B-B-6	1" BSPP	1/4" BSPP	8 - 300 lpm	420 bar
CT300-***-S-S-6	1-5/16" -12UN #16 SAE ORB	7/16" -20UN #4 SAE ORB	2 - 80 US gpm	6000 psi
CT600-***-B-B-5	1-1/4" BSPP	1/4" BSPP	15 - 600 lpm	350 bar
CT600-***-S-S-5	1-5/8" -12UN #20 SAE ORB	7/16" -20UN #4 SAE ORB	4 - 160 US gpm	5000 psi
CT750-***-S-B-7	1-7/8" -12UN #24 SAE ORB	1/4" BSPP	20 - 750 lpm	480 bar
CT750-***-S-S-7	1-7/8" -12UN #24 SAE ORB	7/16" -20UN #4 SAE ORB	5 - 200 US gpm	7000 psi
CT750-SR-F-B-3 SR	1-1/2" #24 SAE Code 61 4-bolt flange	1/4" BSPP	20 - 750 lpm	210 bar
CT750-SR-F-S-3 SR	1-1/2" #24 SAE Code 61 4-bolt flange	7/16" -20UN #4 SAE ORB	5 - 200 US gpm	3000 psi

Replace *** with CAN or SR to give complete model number. *CT 15 has one of the specified top ports.

Dimensions in mm (inches)

Model Number	A	B	C	D	E	Weight kg (lbs)
CT15	37 (1-1/2")	136 (5-3/8")	37 (1-1/2")	123 (5")	69.5 (2-3/4")	0.7 (1.5)
CT60	62 (2-1/2")	190 (7-1/2")	50 (2")	136 (5-3/8")	103 (4")	1.6 (3.5)
CT150	62 (2-1/2")	190 (7-1/2")	50 (2")	136 (5-3/8")	103 (4")	1.6 (3.5)
CT300	62 (2-1/2")	190 (7-1/2")	50 (2")	140 (5-1/2")	103 (4")	1.7 (3.7)
CT400	62 (2-1/2")	190 (7-1/2")	50 (2")	140 (5-1/2")	103 (4")	1.7 (3.7)
CT600	62 (2-1/2")	212 (8-3/8")	75 (3")	156 (6")	127 (5")	2.7 (6)
CT600-**-F-**-*	100 (4")	212 (8-3/8")	75 (3")	160 (6-1/4")	126 (5")	5.0 (11)
CT750	100 (4")	212 (8-3/8")	75 (3")	160 (6-1/4")	126 (5")	5.0 (11)

SR version is 9mm (3/8") shorter on the D dimensions



Flowmeters with loading valve

Specifications

Model Number	Main ports	Top ports	Flow range	Max. pressure
CT300R-***-B-B-6	1" BSPP	1/4" BSPP	8 - 300 lpm	420 bar
CT300R-***-S-S-6	1-5/16" -12UN #16 SAE ORB	7/16" -20UN #4 SAE ORB	2 - 80 US gpm	6000 psi
CT600R-SR-F-B-3	1-1/2" #24 SAE Code 61 4-bolt flange	1/4" BSPP	20 - 600 lpm	210 bar
CT600R-SR-F-S-3	1-1/2" #24 SAE Code 61 4-bolt flange	7/16" -20UN #4 SAE ORB	5 - 160 US gpm	3000 psi
CT600R-SR-S-B-7	1-7/8" -12UN #24 SAE ORB	1/4" BSPP	20 - 600 lpm	480 bar
CT600R-SR-S-S-7	1-7/8" -12UN #24 SAE ORB	7/16" -20UN #4 SAE ORB	5 - 160 US gpm	7000 psi
CT750R-***-S-B-7	1-7/8" -12UN #24 SAE ORB	1/4" BSPP	20 - 750 lpm	480 bar
CT750R-***-S-S-7	1-7/8" -12UN #24 SAE ORB	7/16" -20UN #4 SAE ORB	5 - 200 US gpm	7000 psi
CT750R-SR-F-B-3	1-1/2" #24 SAE Code 61 4-bolt flange	1/4" BSPP	20 - 750 lpm	210 bar
CT750R-SR-F-S-3	1-1/2" #24 SAE Code 61 4-bolt flange	7/16" -20UN #4 SAE ORB	5 - 200 US gpm	3000 psi

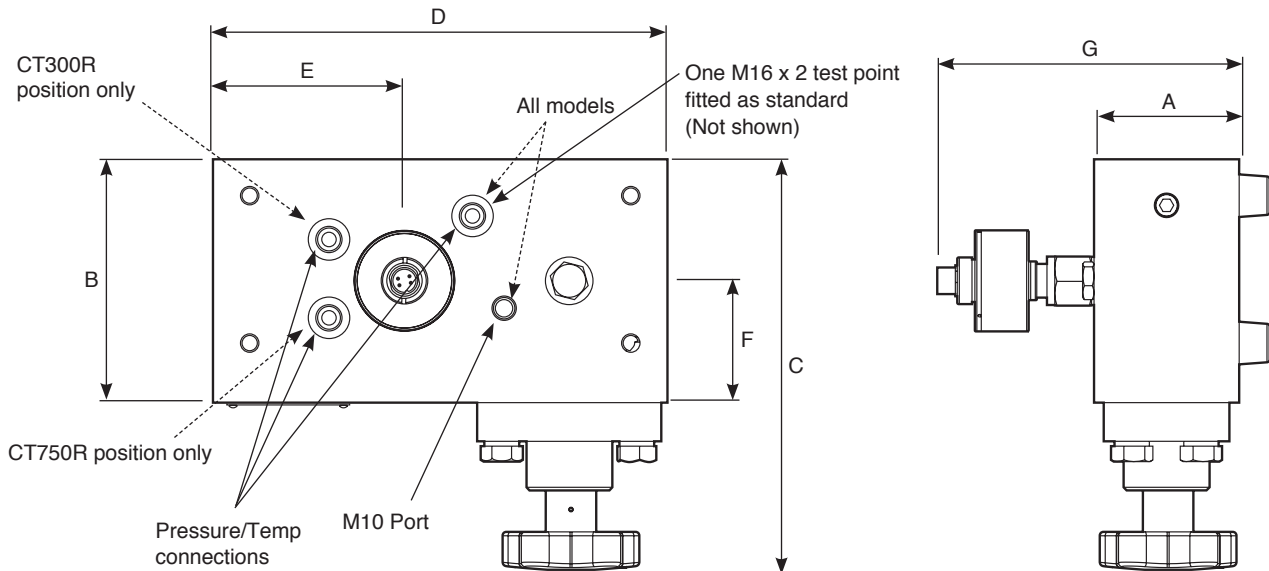
Replace *** with CAN or SR to give complete model number.

Dimensions in mm (inches)

Model No	A	B	C	D	E	F	G	Weight kg (lbs)
CT300R	49 (2")	100 (4")	182 (7-1/8")	222 (8-3/4")	102.5 (4")	47.6 (1-7/8")	138 (5-1/2")	3.7 (8.1)
CT400R	49 (2")	100 (4")	182 (7-1/8")	222 (8-3/4")	102.5 (4")	47.6 (1-7/8")	138 (5-1/2")	3.7 (8.1)
CT600R	75 (3")	125 (5")	211 (8-3/8")	235 (9-3/4")	99 (3-7/8")	63 (2-1/2")	157 (6-1/8")	7.5 (16.5)
CT750R	75 (3")	125 (5")	211 (8-3/8")	235 (9-3/4")	99 (3-7/8")	63 (2-1/2")	157 (6-1/8")	7.5 (16.5)

Add 20mm (3/4") to G for full height including feet.

SR version is 9mm (3/8") shorter on the G dimensions



Functional specification CT and CTR flow meters

Ambient temperature:	-10 to 50 °C (14 - 122 °F)
Fluid type:	Oils, fuels, water glycol, water oil emulsions
Fluid temperature:	-20 to 90 °C (-4 - 194 °F) continuous use.
Filtration	25 µm (10 µm for CT15-CAN)
Viscosity range	10...100 cSt
Accuracy:	15 to 100% of range - 1% of indicated reading Below 15% fixed accuracy of 1% of 15% of full scale (CT15 is 1% of full scale)
Repeatability:	Better than ± 0.2%
Degree of protection*:	CT-SR – IP54 (EN60529) CT-CAN – IP66 (EN60529) *With cable connected

Electrical specification

Power supply:	CAN: 8 - 40 VDC, SR: 7-15 VDC
Response Time:	50 ms

Construction material

Flow body:	600/750 High tensile Aluminium 2014A T6 15/60/150/300/400 High tensile Aluminium 2011 T6
Internal parts:	Aluminium, Steel, Stainless Steel.
Transducer:	Body and nut - steel 212A42 electroless nickel plated, Housing and Lid - Aluminium 2011 T3
Seals:	Viton seals as standard EPDM are available - please consult sales office.

Pressure Transducers

CAN (ID)


Model Number	Pressure range
SR-PT*-016-05-0C-CAN	-1 - 16 bar
SR-PT*-060-05-0C-CAN	0 - 60 bar
SR-PT*-160-05-0C-CAN	0 - 160 bar
SR-PT*-400-05-0C-CAN	0 - 400 bar
SR-PT*-600-05-0C-CAN	0 - 600 bar
SR-PT*-1K0-05-0C-CAN	0 - 1000 bar

SR

Model Number	Pressure range
SR-PT*-015-05-0C	-1 - 15 bar
SR-PT*-060-05-0C	0 - 60 bar
SR-PT*-150-05-0C	0 - 150 bar
SR-PT*-400-05-0C	0 - 400 bar
SR-PT*-600-05-0C	0 - 600 bar
SR-PT*-1K0-05-0C	0 - 1000 bar

Replace * with 'N' for no temperature and with 'T' for unit with temperature. Supplied with M16 x 2 test point connector

SR-PTN-***-0C-CAN



SR-PTN-***-05-0C



SR-PTT-***-0C-CAN



SR-PTT-***-05-0C



Functional specification

Ambient temperature:	-25 to 85 °C (-13 - 185 °F)
Fluid type:	Oils, fuels, water glycol, water oil emulsions
Fluid temperature:	-25 to 105 °C (-13 - 221 °F)
Accuracy:	Pressure: ± 0.5% full scale Temperature: ± 3 degrees K (SR-PTT-* ONLY)

Electrical specification

Power supply:	CAN: 8 - 40 VDC SR: 7-15 VDC SR
Response Time:	1 ms

Construction material

Main body:	Stainless steel 1.4301
Sealing:	Viton® (FKM)
Degree of protection*:	SR – IP54 (EN60529) CAN – IP66 (EN60529) *With cable connected

Wetted parts: Stainless steel 1.4301, Viton® (FKM)

Dimensions: 95.6 mm x 26.9 mm

Weight approx.: 170 g

CAN (ID) Connection cables

Model Number	Length
SR-CBL-0.5-MF-CAN	0.5m
SR-CBL-02-MF-CAN	2m
SR-CBL-05-MF-CAN	5m
SR-CBL-10-MF-CAN	10m
SR-CBL-20-MF-CAN	20m

SR Cables

Model Number	Length	Type
SR-CBL-003-55-MM	3m	Connecting
SR-CBL-005-55-MM	5m	Extension
SR-CBL-002-54-MM	2m	Adaptor 5 to 4 pin

Accessories / spares

CAN (ID)

Model Number	Description
SR-CBL-0.05-Y-CAN	Splitter no cable
SR-CBL-0.3-Y-CAN	CAN Y splitter, including 0.3 m cable
SR-CBL-000-R-CAN	CAN terminating resistor
SR-CONN-ADPT-M8	Cable adapter M8x1 4pol Digital IN/OUT
SR-CONN-ADPT-M12	Cable adapter M12x1 5pol analog
SR-PSU-HPM6000	HPM6000 power pack
SR-HPM6000-00-0C-STP	HPM6000 neck strap

SR

Model Number	Description
SR-RPM-300-05-3C	SR Tach with 5 pin fixed cable
SR-VADC-1C	SR Sensor input box and cable
SR-FQC	SR frequency converter
SR-TTP-400-05-0C	SR temperature probe 0 to 70 °C



APPROVED